

Supplementary files:

File :C:\msdchem\1\data\160919-a\05.D
Operator : taz
Acquired : 19 Sep 2016 15:04 using AcqMethod BALITRO.M
Instrument : GC MS_F
Sample Name: SP. 3 Buton
Misc Info :
Vial Number: 5

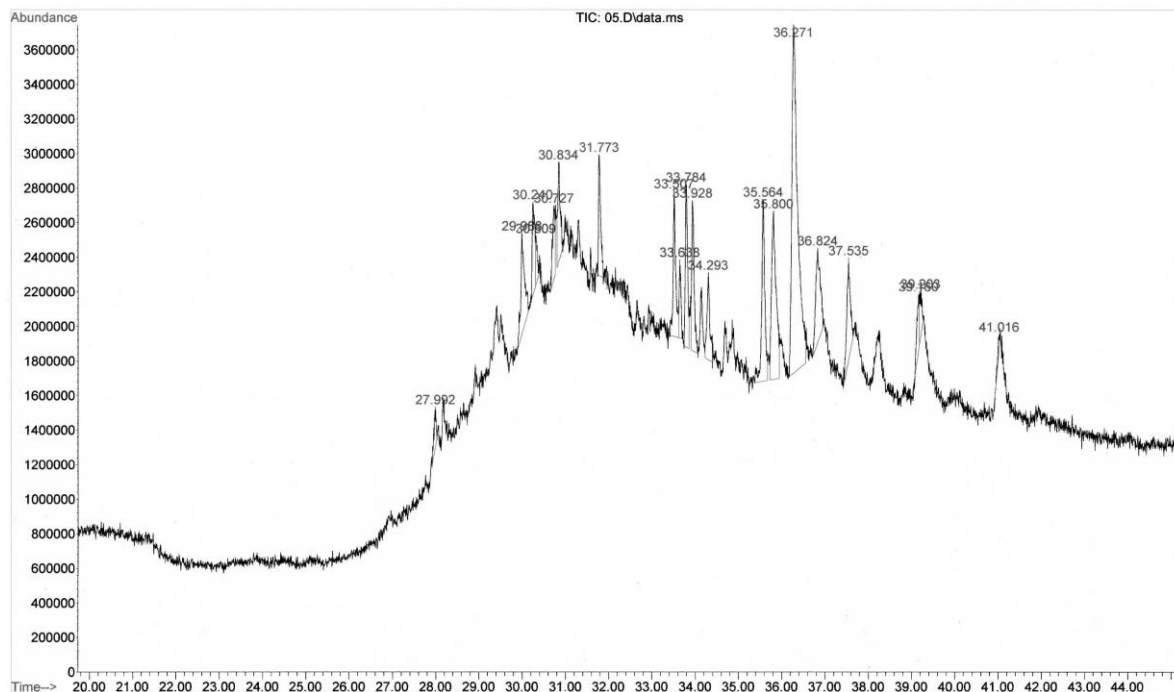


Figure 1. GC-MS result from *Haliclona (Gellius) sp.*

File :C:\msdchem\1\data\160919-a\06.D
Operator : taz
Acquired : 19 Sep 2016 16:05 using AcqMethod BALITRO.M
Instrument : GC MS_F
Sample Name: SP. 2 Buton
Misc Info :
Vial Number: 6

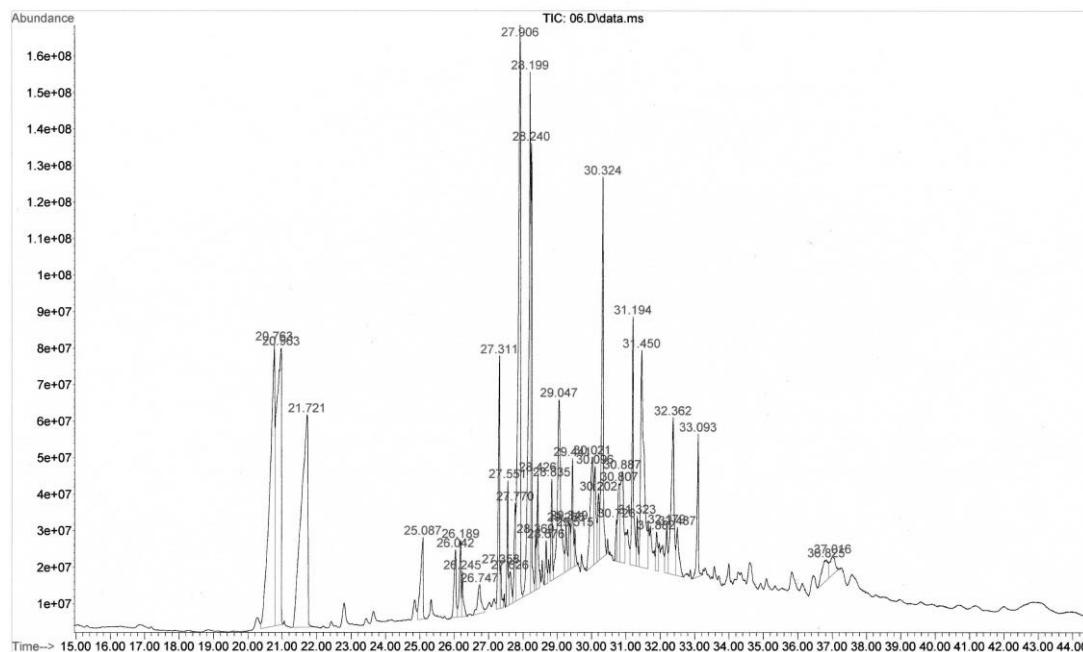


Figure 2. GC-MS result from sponge *Lamellodysidea herbacea*.

File :C:\msdchem\1\data\160919-a\04.D
Operator : taz
Acquired : 19 Sep 2016 14:02 using AcqMethod BALITRO.M
Instrument : GC MS_F
Sample Name: SP. 1 Buton
Misc Info :
Vial Number: 4

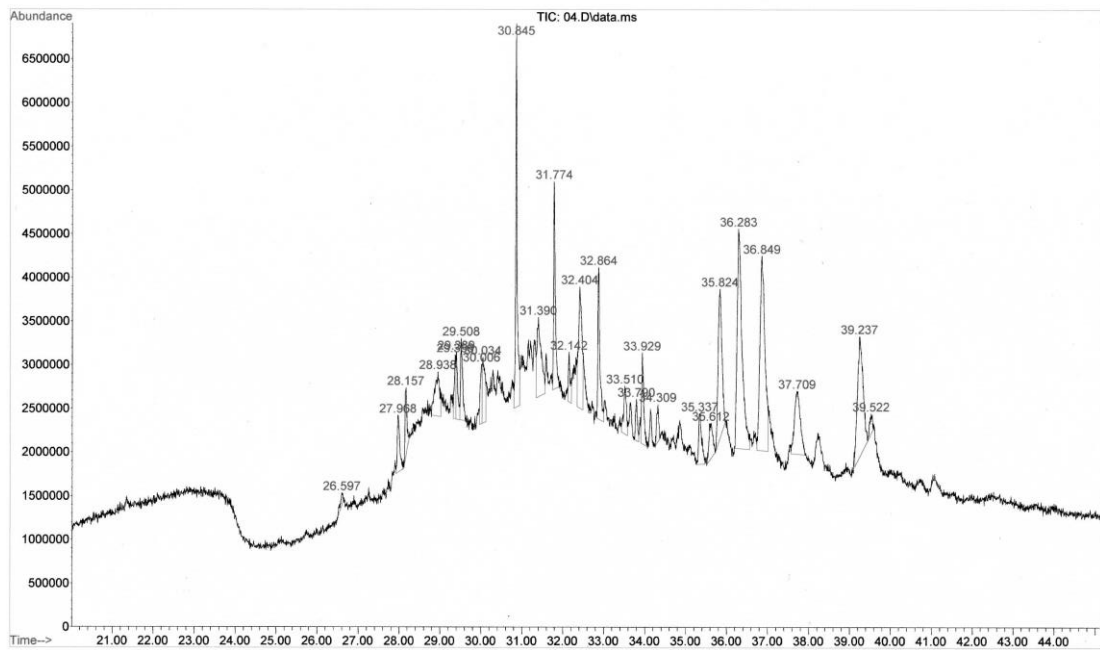


Figure 3. GC-MS result from sponge *Sphaciospongia inconstans*.